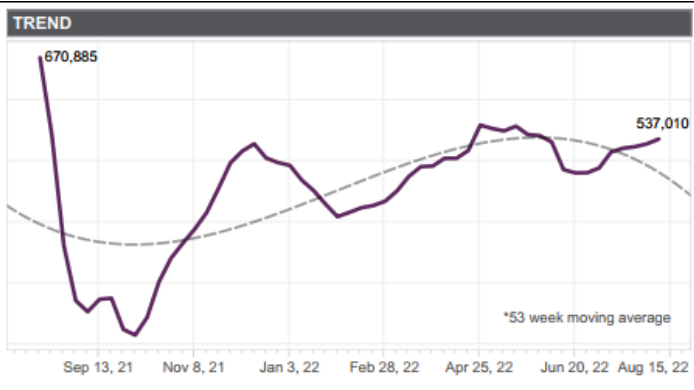
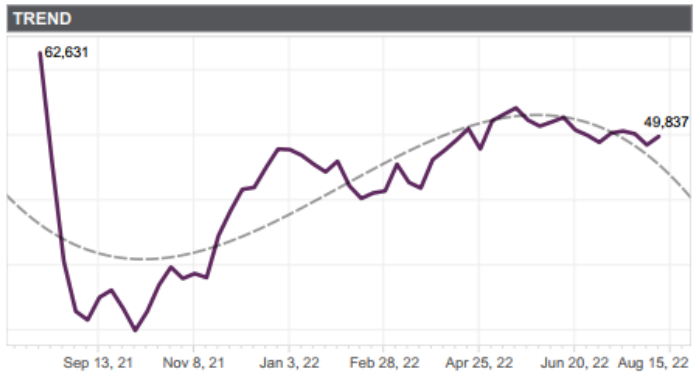


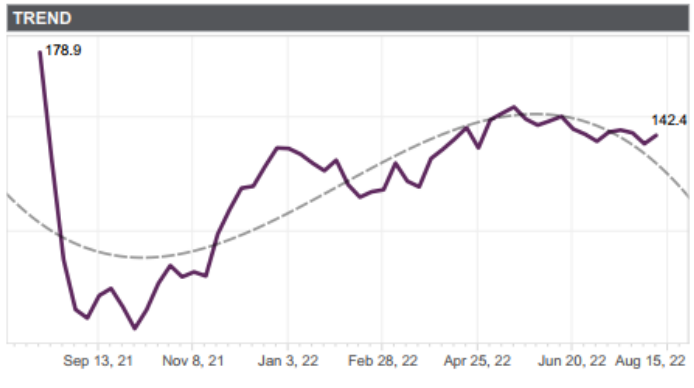
TURNOVER (\$)					
	2018	2019	2020	2021	2022
Jan		\$1.69M	\$2.14M	\$2.04M	\$1.78M
Feb		\$1.63M	\$2.12M	\$1.68M	\$1.78M
Mar		\$1.82M	\$1.43M	\$2.42M	\$2.28M
Apr		\$1.83M	\$0.00M	\$2.27M	\$2.54M
May		\$2.07M	\$0.00M	\$1.91M	\$2.14M
Jun		\$1.92M	\$0.00M	\$1.22M	\$2.06M
Jul	\$1.72M	\$2.05M	\$0.00M	\$1.61M	\$2.47M
Aug	\$1.94M	\$2.05M	\$0.00M	\$1.45M	\$0.84M
Sep	\$1.72M	\$1.99M	\$0.00M	\$1.01M	
Oct	\$1.91M	\$2.37M	\$0.00M	\$1.55M	
Nov	\$1.86M	\$2.03M	\$0.61M	\$2.24M	
Dec	\$1.79M	\$1.99M	\$1.64M	\$2.18M	
	\$10.95M	\$23.45M	\$7.94M	\$21.58M	\$15.90M



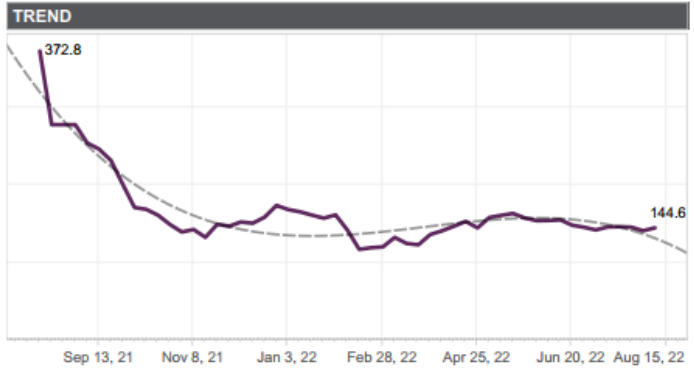
REVENUE (\$)					
	2018	2019	2020	2021	2022
Jan		\$0.16M	\$0.20M	\$0.18M	\$0.18M
Feb		\$0.15M	\$0.18M	\$0.15M	\$0.17M
Mar		\$0.15M	\$0.13M	\$0.20M	\$0.20M
Apr		\$0.17M	\$0.00M	\$0.19M	\$0.24M
May		\$0.19M	\$0.00M	\$0.18M	\$0.23M
Jun		\$0.15M	\$0.00M	\$0.12M	\$0.20M
Jul	\$0.19M	\$0.19M	\$0.00M	\$0.14M	\$0.24M
Aug	\$0.17M	\$0.21M	\$0.00M	\$0.12M	\$0.07M
Sep	\$0.15M	\$0.19M	\$0.00M	\$0.11M	
Oct	\$0.17M	\$0.19M	\$0.00M	\$0.11M	
Nov	\$0.17M	\$0.22M	\$0.07M	\$0.17M	
Dec	\$0.17M	\$0.17M	\$0.15M	\$0.22M	
	\$1.02M	\$2.15M	\$0.72M	\$1.89M	\$1.53M



NMR (\$) - ALL EGMS					
	2018	2019	2020	2021	2022
Jan		\$159.11	\$125.87	\$113.37	\$115.99
Feb		\$168.62	\$124.03	\$128.50	\$117.92
Mar		\$153.35	\$117.88	\$128.61	\$130.76
Apr		\$138.30		\$126.02	\$160.31
May		\$125.01		\$134.78	\$145.28
Jun		\$98.70		\$111.82	\$135.81
Jul	\$191.30	\$120.83		\$140.44	\$155.66
Aug	\$168.11	\$137.35		\$77.75	\$130.26
Sep	\$151.27	\$127.58		\$75.60	
Oct	\$174.27	\$122.05		\$71.95	
Nov	\$177.13	\$144.69	\$63.43	\$111.78	
Dec	\$172.06	\$112.70	\$95.10	\$144.58	
	\$172.45	\$131.14	\$106.93	\$112.48	\$137.21



NMR (\$) - ACTIVE EGMS					
	2018	2019	2020	2021	2022
Jan		\$160.24	\$131.12	\$202.91	\$122.05
Feb		\$169.95	\$124.89	\$234.70	\$119.54
Mar		\$153.35	\$122.56	\$194.48	\$134.76
Apr		\$148.18		\$129.39	\$170.30
May		\$125.09		\$135.89	\$151.13
Jun		\$99.57		\$210.80	\$137.28
Jul	\$191.69	\$120.91		\$262.51	\$157.69
Aug	\$170.17	\$138.07		\$257.52	\$132.93
Sep	\$151.90	\$128.61		\$198.48	
Oct	\$174.27	\$122.85		\$119.01	
Nov	\$177.69	\$145.95	\$141.23	\$154.96	
Dec	\$184.32	\$122.24	\$184.73	\$171.33	
	\$175.03	\$133.38	\$136.75	\$175.40	\$141.48



RTP (%)					
	2018	2019	2020	2021	2022
Jan		90.69%	90.88%	91.40%	89.92%
Feb		90.75%	91.52%	90.80%	90.71%
Mar		91.65%	90.91%	91.76%	91.10%
Apr		90.71%		91.67%	90.55%
May		90.63%		90.47%	89.49%
Jun		92.28%		90.35%	90.13%
Jul	88.99%	90.85%		91.28%	90.25%
Aug	91.41%	89.63%		91.72%	91.45%
Sep	91.58%	90.40%		88.79%	
Oct	90.93%	92.01%		92.83%	
Nov	90.85%	89.30%	88.59%	92.52%	
Dec	90.47%	91.23%	91.02%	89.72%	
	90.72%	90.85%	90.91%	91.22%	90.38%

